




# TAOGLAS®



# Datasheet

## Accura Series Stacked Patch Antenna

**Part No:**  
AGVLB.25B.07.0060A

### Description:

Embedded Active GNSS L1/GPS L5 Stacked Patch Antenna

### Features:

Single Feed Stacked Patch Assembly

Covering Bands

- GPS L1 & L5
- Galileo E1 & E5a
- BeiDou B1 & B2a
- GLONASS G1
- IRNSS L5

Excellent Out-of-Band Rejection

2 stage LNA and SAW filter

Dimensions: 25\*25\*8.12mm

Cable: 60mm of Ø1.13mm

Connector: I-PEX MHF® I (U.FL Compatible)


RoHS & REACH Compliant

1. Introduction	3
2. Specifications	4
3. Antenna Characteristics	6
4. Radiation Patterns	9
5. LNA Characteristics	14
6. Mechanical Drawing	17
7. Packaging	18
<hr/>	
Changelog	19

Taoglas makes no warranties based on the accuracy or completeness of the contents of this document and reserves the right to make changes to specifications and product descriptions at any time without notice. Taoglas reserves all rights to this document and the information contained herein. Reproduction, use or disclosure to third parties without express permission is strictly prohibited.



# 1. Introduction



The Taoglas Accura AGVLB.25B, is a multi-band GPS, GLONASS, BeiDou/Compass and IRNSS, high-performance GPS L1 / L5 & BeiDou B1 Active Stacked Patch Antenna for high precision GPS and BeiDou accuracy and fast positioning. It utilizes a 25\*25\*8mm advanced dual stacked ceramic patch antenna with optimized gain for GPS L1/L5, Galileo, IRNSS and BeiDou bands. Integration of IRNSS allows for better navigation accuracy and enables compliance with AIS-140 for tracking devices in India.

The AGVLB.25B has been designed for in-device mounting with a small size of just 25\*25\*12mm, it can fit in some of the most compact devices.

This compact antenna exhibits excellent radiation patterns on both GPS L1/L5 bands and with a low noise figure to preserve signal quality helps minimize time to first fix. It also features excellent out-of-band rejection to prevent out-of-band signals from overdriving or damaging its LNAs.

Typical Applications Include:

- RTK
- Navigation
- Wearables
- Security
- Transportation
- Autonomous Vehicles
- Agriculture

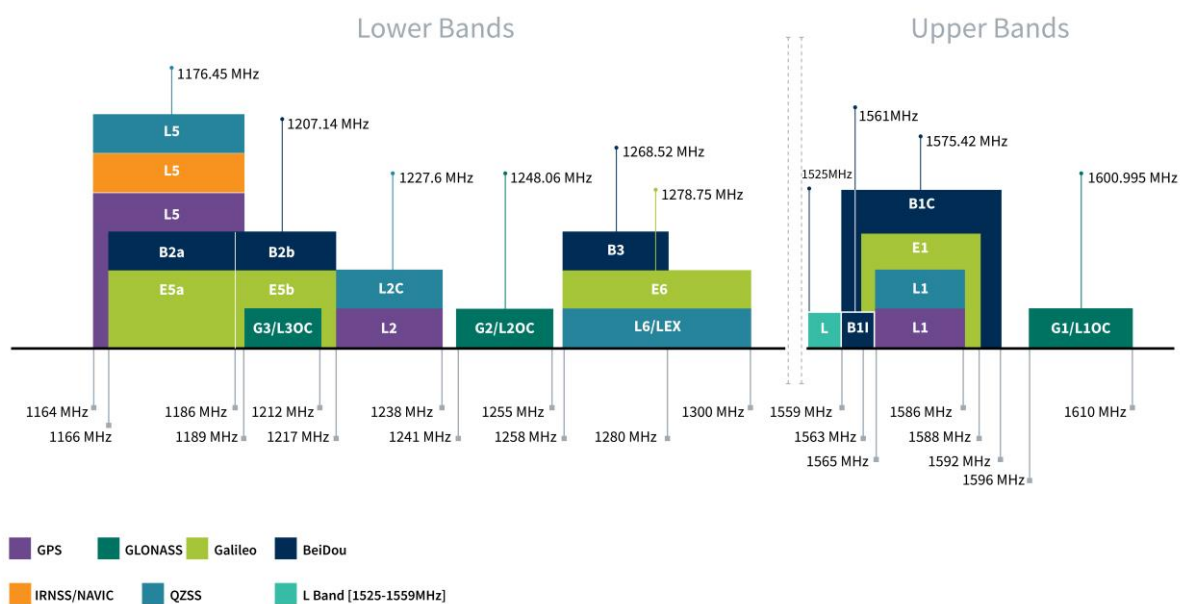
The AGVLB.25A has been tuned and tested on a 70 x 70 mm ground plane and exhibits omnidirectional radiation patterns at both bands.

The cable and connector are fully customizable, contact your regional Taoglas customer support team to request these services or additional support to integrate and test this antenna's performance in your device.

## 2. Specifications

GNSS Frequency Bands Covered						
<b>GPS</b>	L1	L2	L5			
	■	□	■			
<b>GLONASS</b>	G1	G2	G3			
	■	□	□			
<b>Galileo</b>	E1	E5a	E5b	E6		
	■	■	□	□		
<b>BeiDou</b>	B1	B2a	B2b	B3		
	■	■	□	□		
<b>QZSS (Regional)</b>	L1	L2C	L5	L6		
	■	□	■	□		
<b>IRNSS (Regional)</b>	L5					
	■					
<b>SBAS</b>	L1/E1/B1	L5/B2a/E5a	G1	G2	G3	
	■	■	■	□	□	

\*SBAS systems: WASS(L1/L5), EGNOS(E1/E5a), SDCM(G1/G2/G3), SNAS(B1,B2a), GAGAN(L1/L5), QZSS(L1/L5), KAZZ(L1/L5).



GNSS Electrical				
Frequency (MHz)	GPS L5	BeiDou_B1	GPS_L1C	GLONASS_L1
	1166-1186	1559-1563	1563-1587	1593-1610
Efficiency (%)				
AGVLB.25B	58.5	68.5	60.7	62.5
Average Gain (dB)				
AGVLB.25B	-2.33	-1.64	-2.17	-2.04
Peak Gain (dBi)				
AGVLB.25B	2.31	2.94	2.87	3.08
Impedance	50 $\Omega$			
Polarization	Right-Hand Circularly Polarized (RHCP)			
Radiation Pattern	Directional			

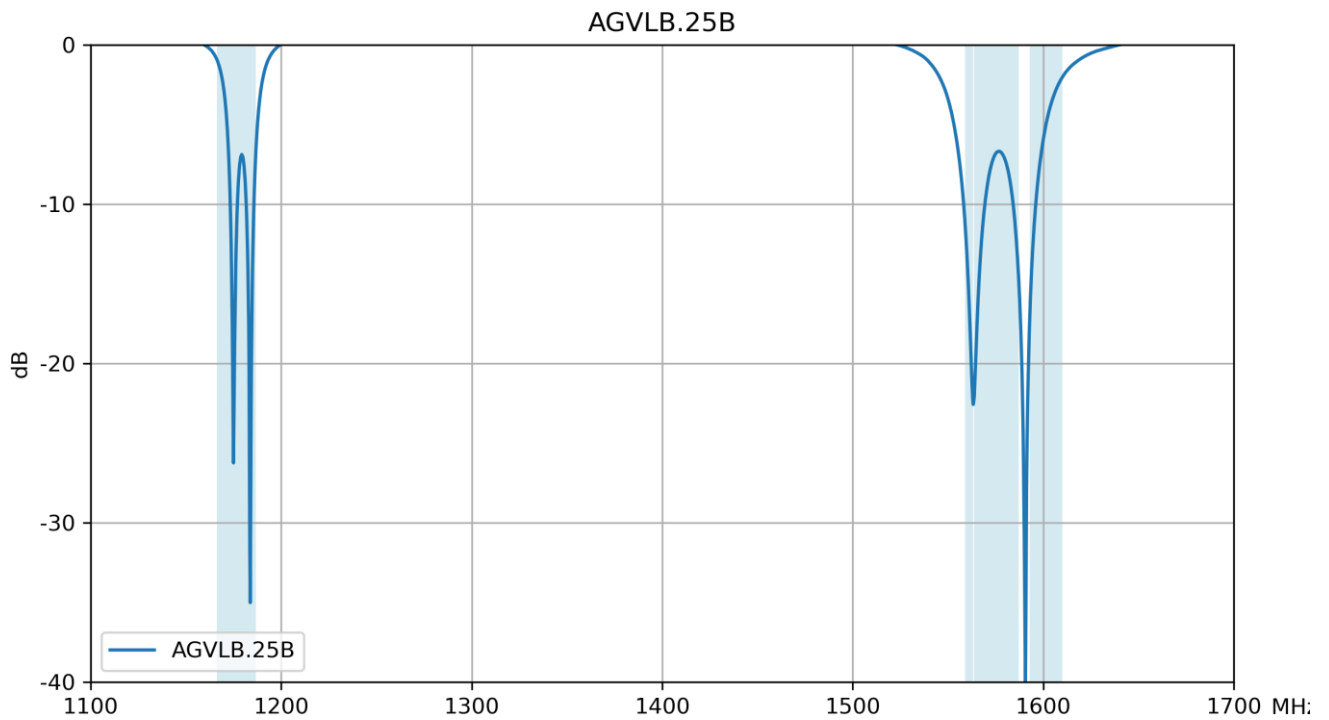
LNA and Filter Electrical Specifications				
Frequency (MHz)	GPS_L5	BeiDou_B1	GPS_L1	GLONASS
	1166-1186	1559-1563	1563-1587	1593-1610
LNA Gain (dB)				
AGVLB.25B	30.3	28.2	28.3	28.3
Noise Figure (dB)				
AGVLB.25B	2.6	2.8	2.8	2.4
Return Loss (dB)	< -8			
Input Voltage (V)	+ 1.8 to 5.5			
Current consumption (mA)	10 $\pm$ 3			
Outer Band Attenuation (dB)	> 70dB @ LTE low band; > 65dB @ LTE high band			

Mechanical	
Dimensions	25*25*12mm
Weight	18g
Material	Ceramic
Connector	IPEX MHF I U.FL Compatible
Cable	1.13 Coaxial Cable

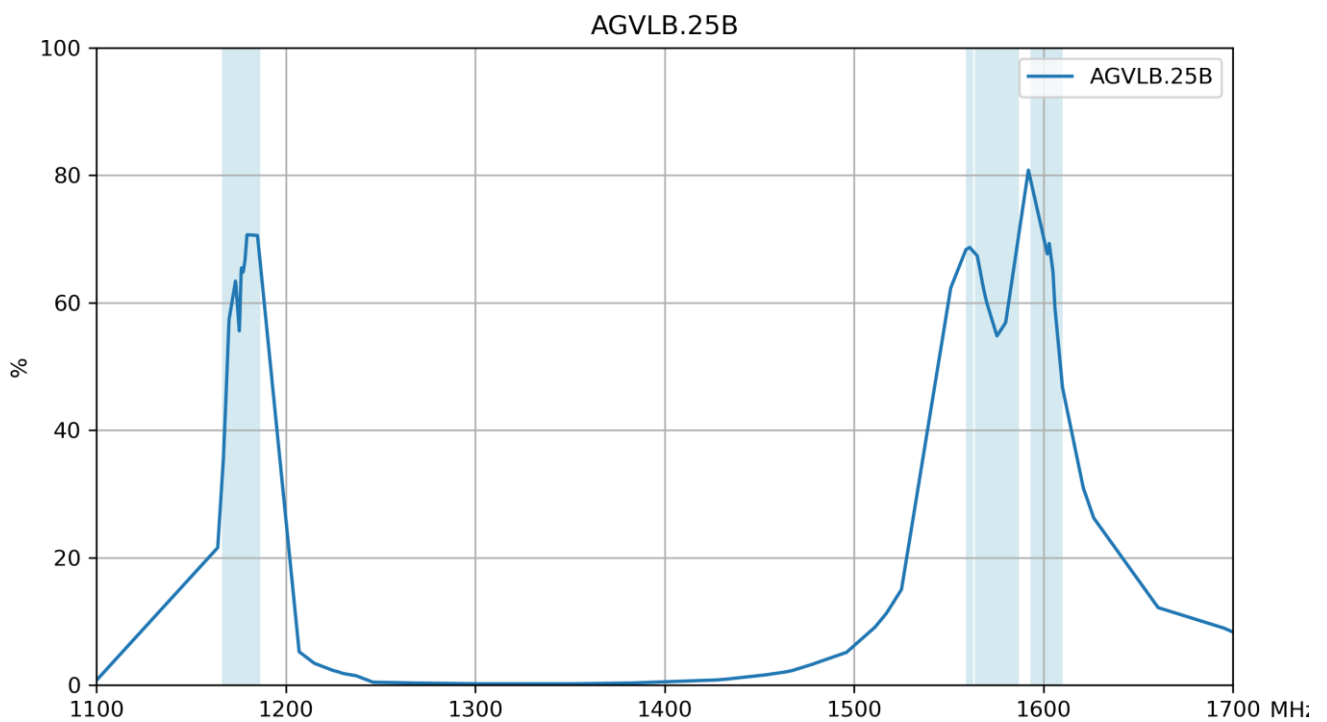
Environmental	
Temperature Range	40°C to 85°C
Humidity	Non-condensing 65°C 95% RH

### 3. Antenna Characteristics

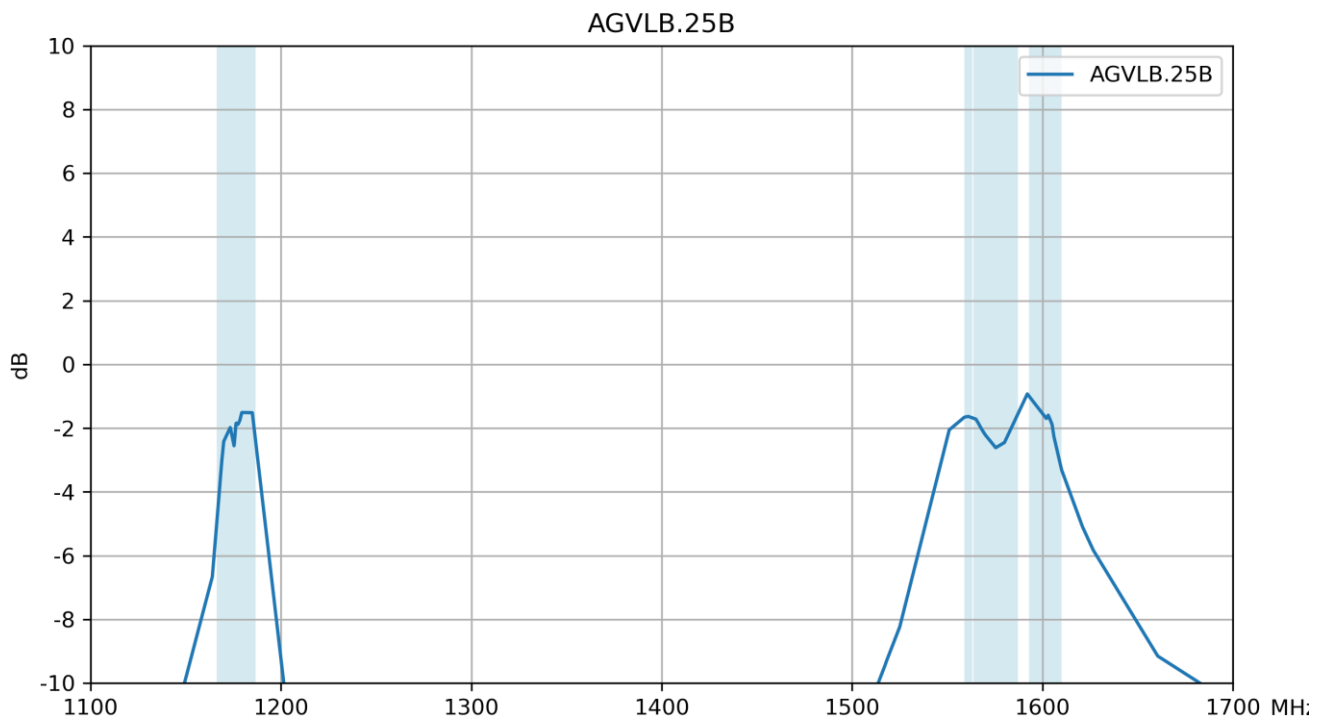
#### 3.1 Return Loss



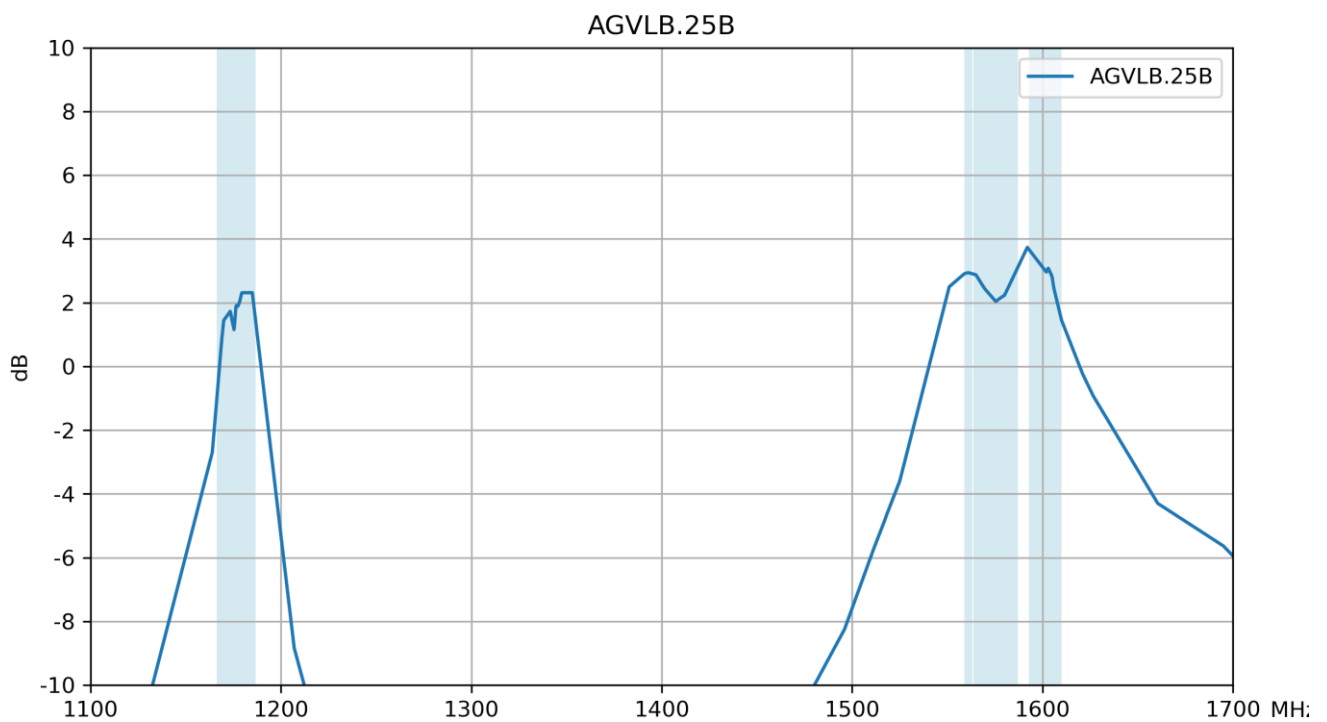
#### 3.2 Efficiency



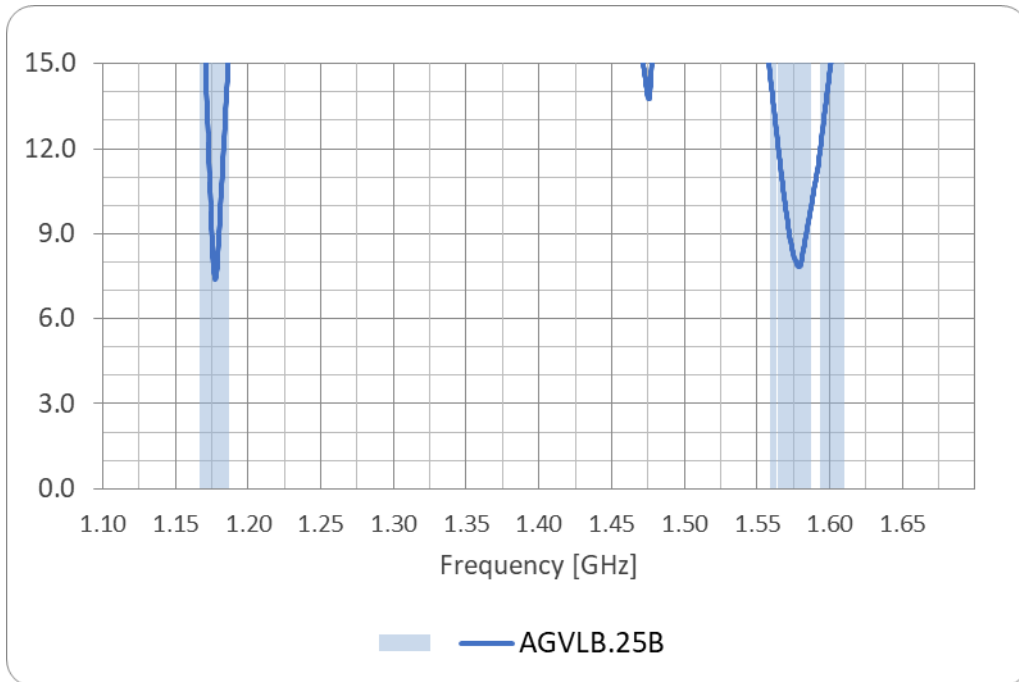
### 3.3 Average Gain



### 3.4 Peak Gain




3.5 Axial Ratio





## 4. Radiation Patterns

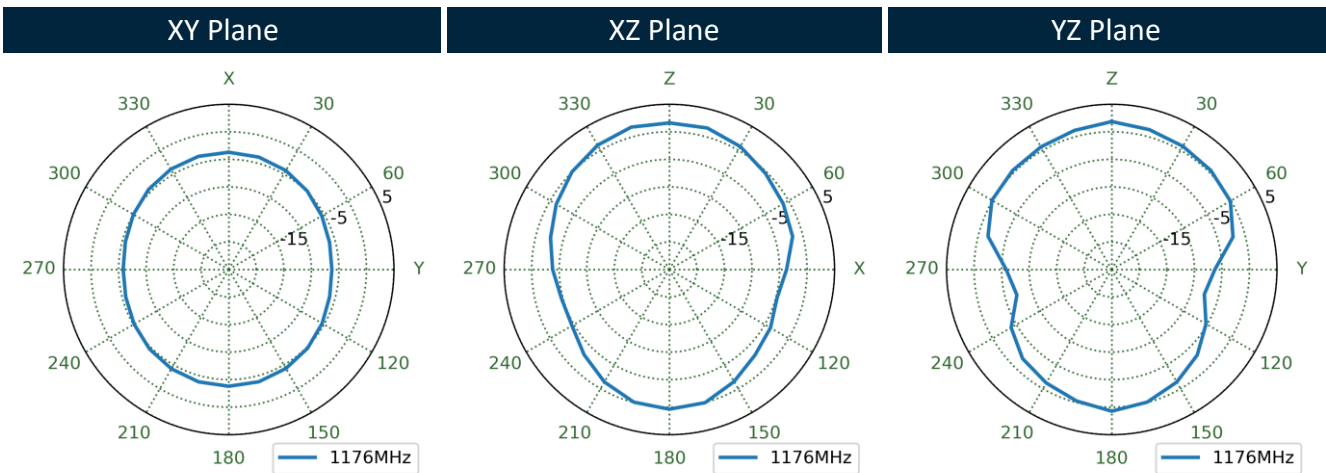

### 4.1 Test Setup




Tested on 70\*70mm Ground Plane

4.2 3D and 2D Radiation Patterns

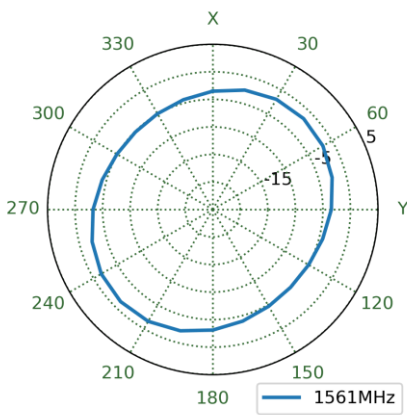
1176MHz



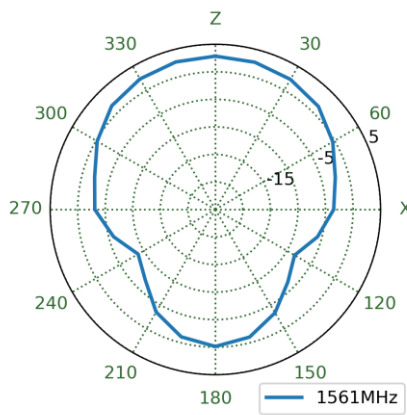
1561MHz



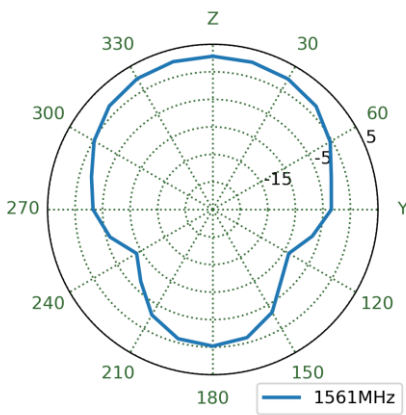
XY Plane




XZ Plane



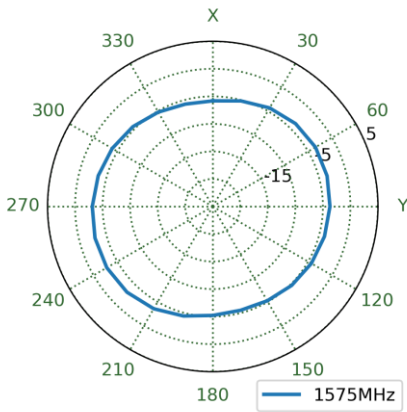
YZ Plane



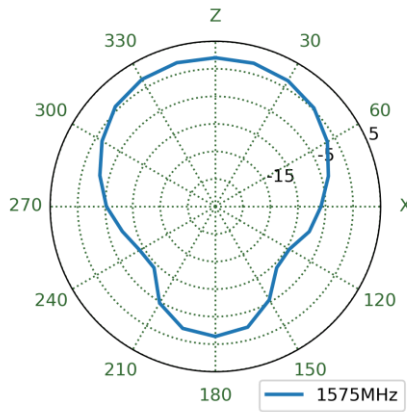
1575MHz



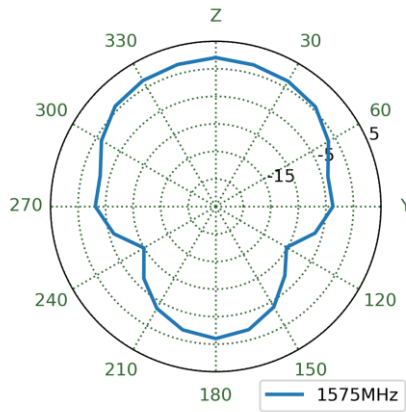
XY Plane



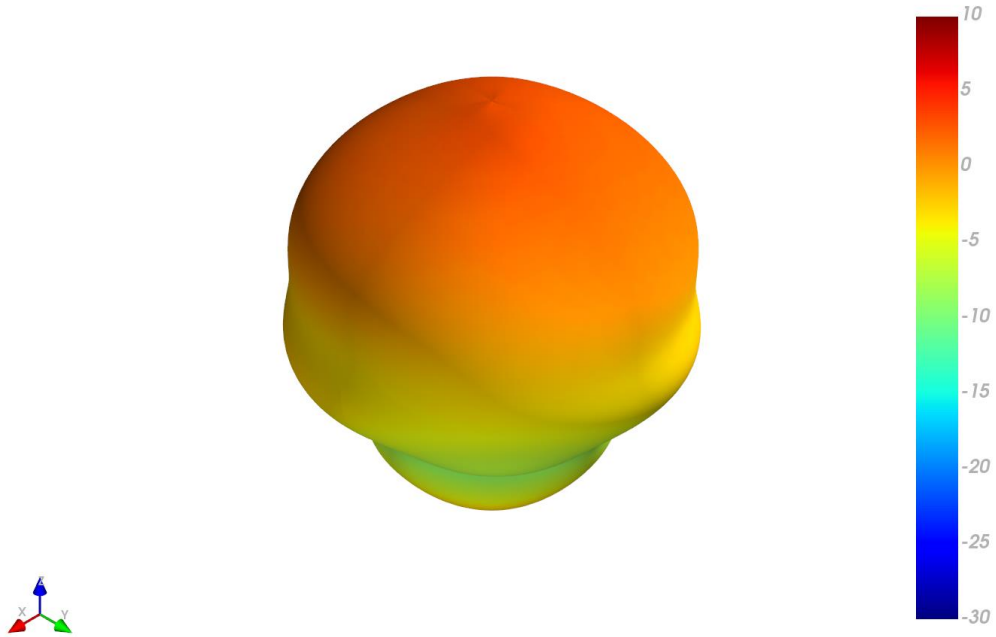
XZ Plane



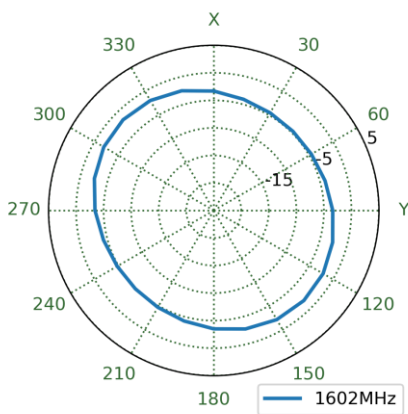
YZ Plane



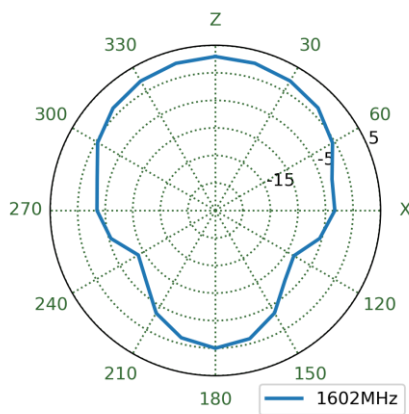
1602MHz



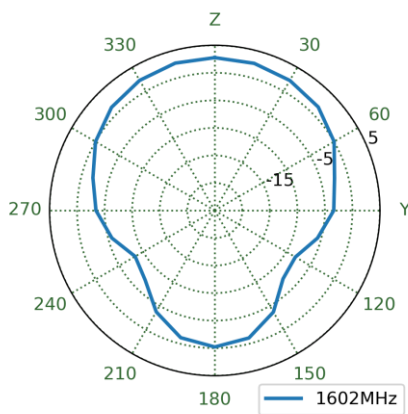
XY Plane



XZ Plane

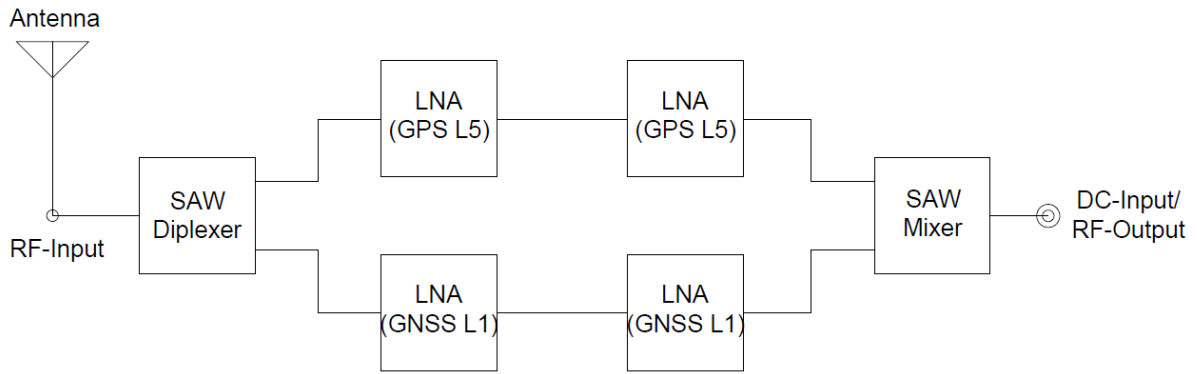


YZ Plane

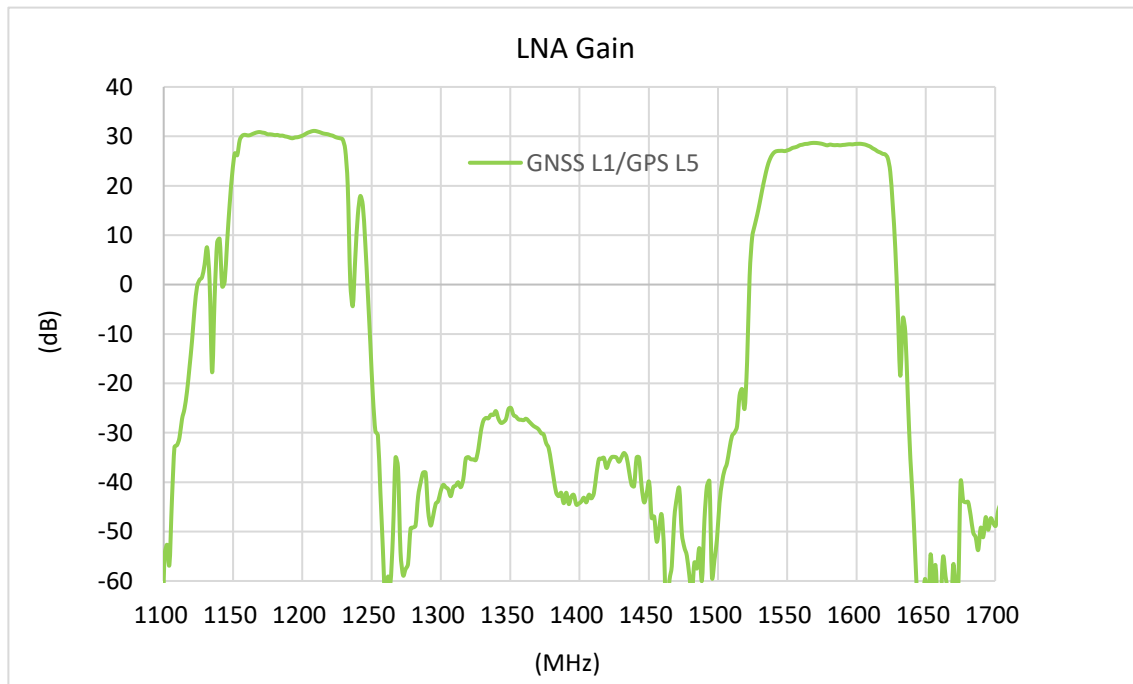


## 5. LNA Characteristics

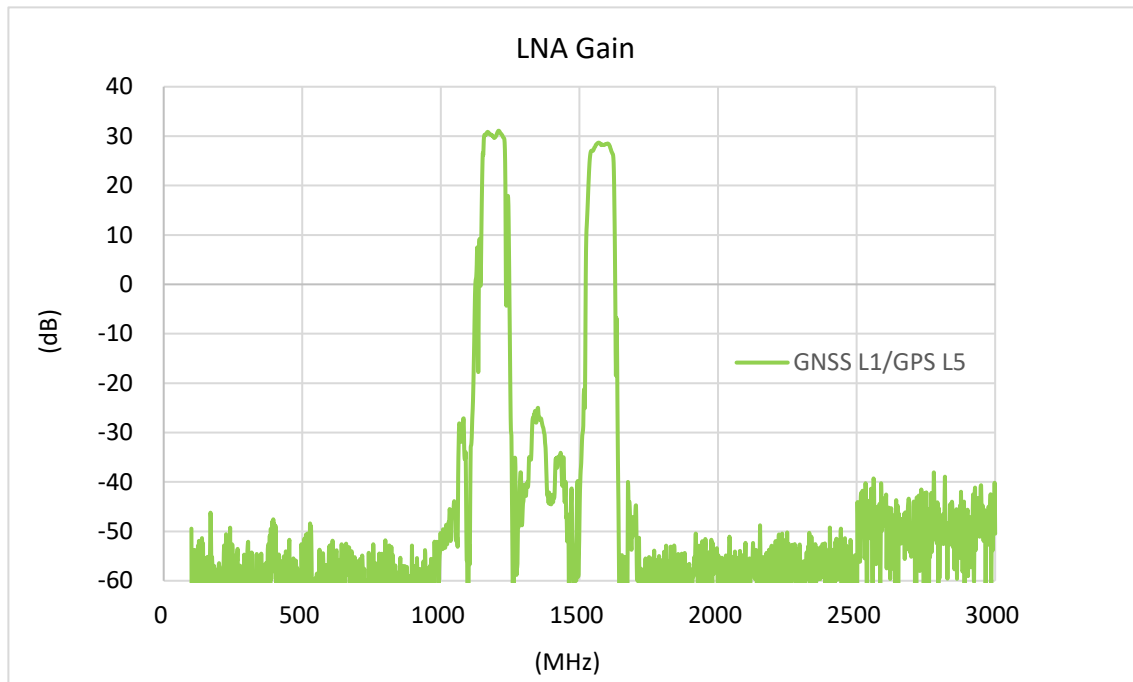
### 5.1 LNA Block Diagrams



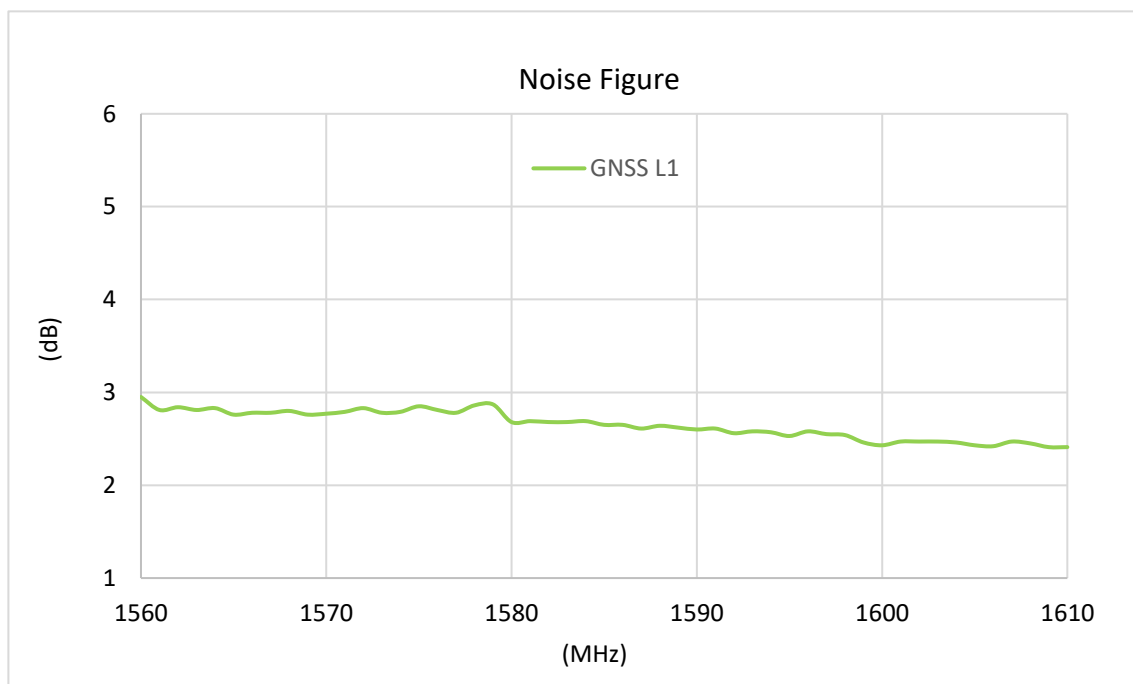
### 5.2 LNA Gain



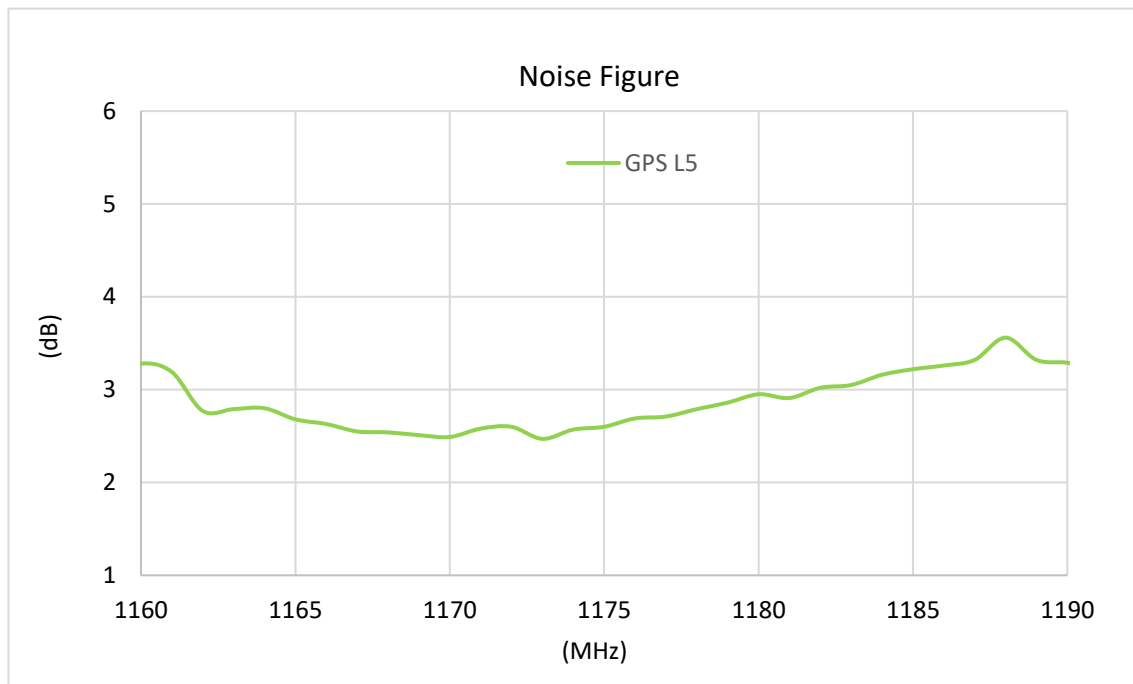
### 5.3 Out of Band Rejection



### 5.5 Noise – GNSS L1

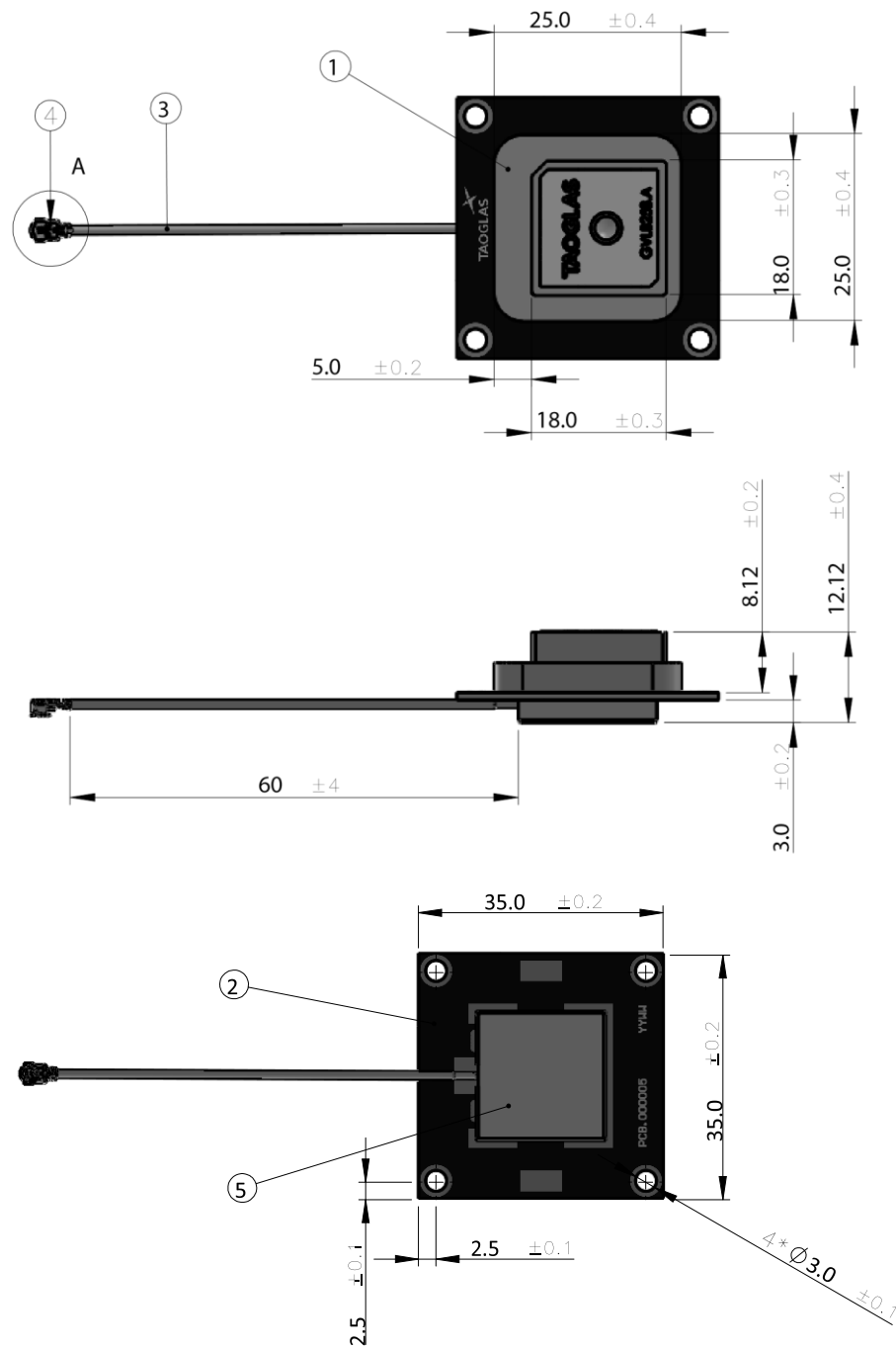


## 5.6 Noise – GNSS L5





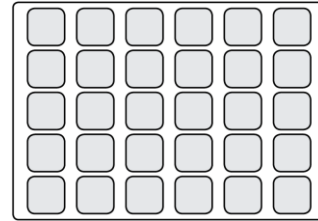
## 6. Mechanical Drawing (Units: mm)



	Name	Material	Finish	Qty
1	Patch(18*18*4)&(25*25*4)	Ceramic	Clear	1
2	PCB(35*35)	Composite 1.0t	Black	1
3	1.13 Coaxial Cable	FEP	Gray	1
4	IPEX MHF1	Brass	Au Plated	1
5	Shielding Can	SPTE	Sn Plated	1

## 7. Packaging

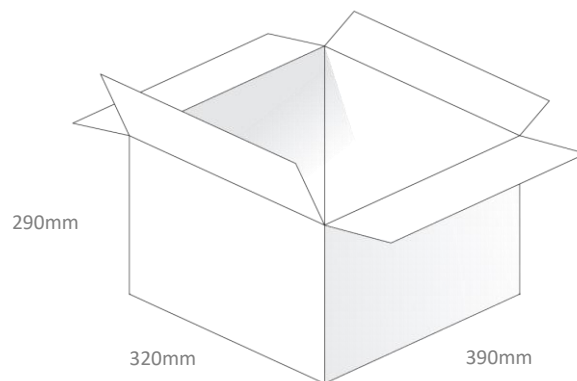
30pcs AGVLB.25B.07.0060A per Tray  
 Weight: 800g



120pcs AGVLB.25B.07.0060A per PE Bag  
 Weight: 3.4Kg



360pcs AGVLB.25B.07.0060A per carton  
 Dimensions: 390\*320\*290mm  
 Weight: 10.5Kg



Changelog for the datasheet

SPE-23-8-223 – AGVLB.25B.07.0060A

**Revision: B (Current Version)**

Date:	2024-03-04
Notes:	Drawing updated
Author:	Cesar Sousa

**Previous Revisions**

**Revision: A (Original First Release)**

Date:	2023-07-13
Notes:	Initial Release
Author:	Cesar Sousa



**TAOGLAS**®

[www.taoglas.com](http://www.taoglas.com)

