



TAOGLAS®



Datasheet

CAB.0101

Description:

SMA(F) O-Ring to 100mm RG-174 SMB(F) Plug

Features:

Taoglas Cable Assembly
SMA(F) Bulkhead Straight
SMB(F) Plug
100mm RG-174 cable
RoHS & Reach Compliant

1. Introduction	3
2. RG-174 Specifications	4
3. Mechanical Drawing	6
<hr/>	
Changelog	7

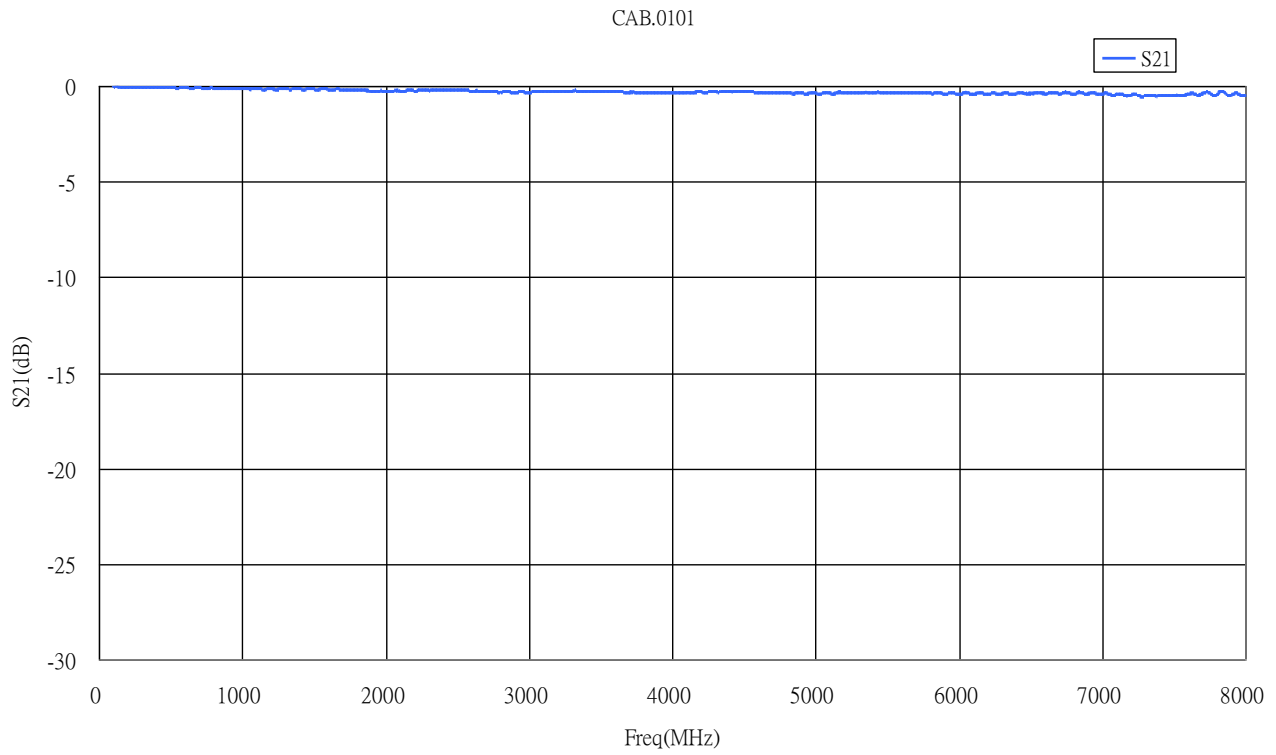
Taoglas makes no warranties based on the accuracy or completeness of the contents of this document and reserves the right to make changes to specifications and product descriptions at any time without notice. Taoglas reserves all rights to this document and the information contained herein.

Reproduction, use or disclosure to third parties without express permission is strictly prohibited.

Copyright © Taoglas Ltd.

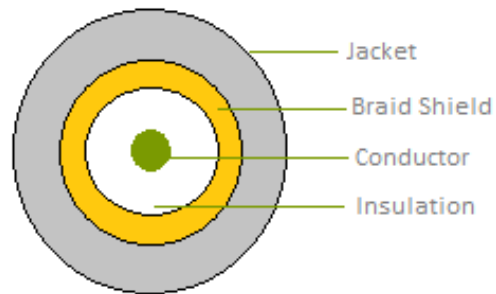


1. Cable Insertion Loss

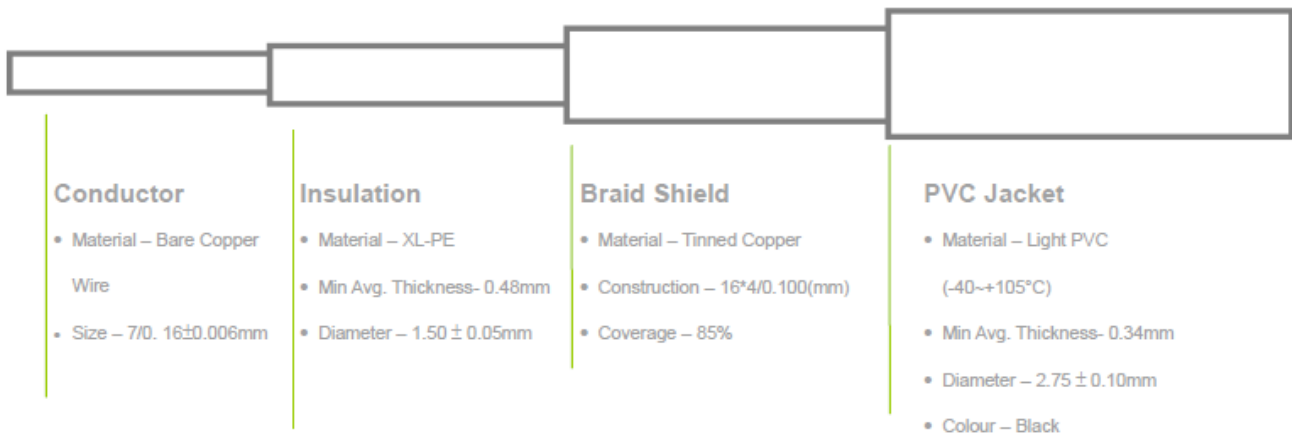


2. RG-174 Cable Specification

2.1 Drawing – Cross Section



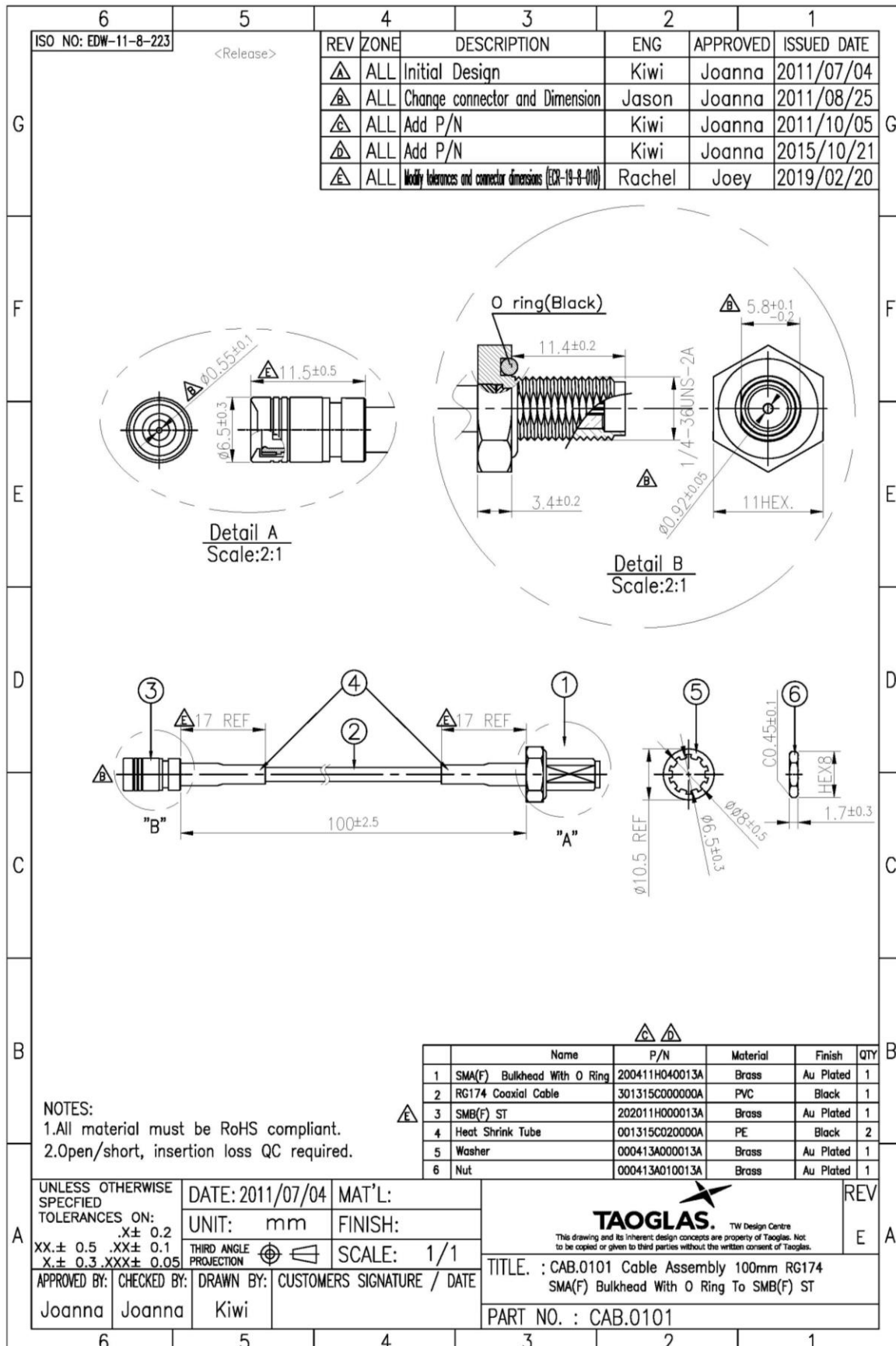
2.2 Structure and Dimensions



2.3 Electrical & Physical Specification

1	Temperature rating:	80°C
2	Voltage Rating:	30V
3	Insulation Resistance:	10MΩ-Km (Min) at 20°C dc 500V(EIA-364-21)
4	Conductor Resistance:	20°C 26 AWG: 148.96 Ω/Km (Max)
5	Capacitance:	30.8pf/ft
6	Dielectric Strength	AC 500V/1 minute no breakdown (EIA-364-20)
7	Impedance:	10MHz~3GHz 50 ± 5 Ω
8	Standard Attenuation:	100MHz 8.4 dB/100ft
		200MHz 12.5 dB/100ft
		400MHz 19.0 dB/100ft
		900MHz 31.0 dB/100ft
		1GHz 34.0 dB/100ft
		1.8GHz 49.4 dB/100ft
		2.34GHz 53.0 dB/100ft

3. Mechanical Drawing (Units: mm)



Changelog for the datasheet

SPE-11-8-072 – CAB.0101

Revision: E (Current Version)

Date:	2019-03-13
Changes:	Updated the drawing
Changes Made by:	Jack Conroy

Previous Revisions

Revision: D

Date:	2015-08-04
Changes:	Added Mounting Hole
Changes Made by:	Aine Doyle

Revision: C

Date:	2011-10-19
Changes:	
Changes Made by:	Taoglas

Revision: B

Date:	2011-09-05
Changes:	Packaging Details Updated
Changes Made by:	Taoglas

Revision: A (Original First Release)

Date:	2011-08-10
Notes:	
Author:	Taoglas



TAOGLAS®

www.taoglas.com

