

## Specification

- Part No. : **LPDA.03.032111**
- Description : Engager External Wide Band  
Directional LPDA Antenna
- Features : Frequency: 400-6000MHz  
Peak Gain: 7dBi  
Dimensions: 520\*630\*42mm  
Dimensions with Bracket: 520\*770\*95mm  
Cable Length: 300mm  
Connector: SMA(M)  
**RoHS & Reach Compliant**



## 1. Introduction

The LPDA.03.032111 Engager is a wideband directional LPDA exterior antenna that operates within the 450-6000MHz frequency bands. It is an innovative and future proof solution ideal for 5G/4G and 2G/3G networks as well as 2.4GHz and 5.8GHz Wi-Fi.

This wideband design eliminates the need to purchase different antennas for each frequency which simplifies installations since the same antenna can be used for a wide array of wireless applications where wide coverage is desired.

The LPDA.03 has a 70° beam width in both orthogonal planes. The ABS external housing is robust, UV resistant and waterproof IP65 rated. For various mounting options, it is supplied with tilt and swivel wall and pole brackets. The LPDA.03 has been tested for wind resistance up 200 km/h.

5G/4G and 2.4GHz and 5.8GHz Wi-Fi applications demand high speed data uplink and downlink and where required, two LPDA.03 antennas can be mounted in space at 90° to create a MIMO arrangement.

Cable type, length and connectors are customizable for large order volumes. Please contact your regional Taoglas sales office for support.


## 2. Specification

ELECTRICAL								
Operation Frequency (MHz)	LTE 700 LTE 800 GSM 900	DCS PCS	UMTS HSPA	LTE 2300	Wi-Fi	LTE 2600	LTE 3500	Wi-Fi
	698-960	1710-1990	1755-2170	2305-2360	2400-2500	2500-2700	3400-3600	5700-5900
Return Loss (dB)	-10	-10	-10		-10	-10	-6	-6
Efficiency (%)	75	65	65		55	50	40	25
Peak Gain (dBi)	7	7	7		6	5.5	5	2.5
Max VSWR	2:1	2:1	2:1		2:1	2:1	3:1	3:1
Radiation Properties	Directional							
Polarization	Linear							
Impedance	50Ω							
Max input Power (Watts)	10							
MECHANICAL								
Dimension	520*630*42mm without Bracket 520*770*95mm with Bracket							
Material	Body: PC Coated UV Stabilized ABS Bracket: Black Powder Coated 316 Stainless							
Connector	SMA(M)							
Weight	819g with Bracket 430g without Bracket							
Cable Type	300mm RG-174							
Waterproof Rating	IP65							
ENVIRONMENTAL								
Operation Temperature	-40°C to 85°C							
Storage Temperature	-40°C to 105°C							
Humidity	Non-condensing 65°C 95% RH							
Wind Resistance	Up to 200km/h							


## 3. Antenna Characteristics

### 3.1 Set up

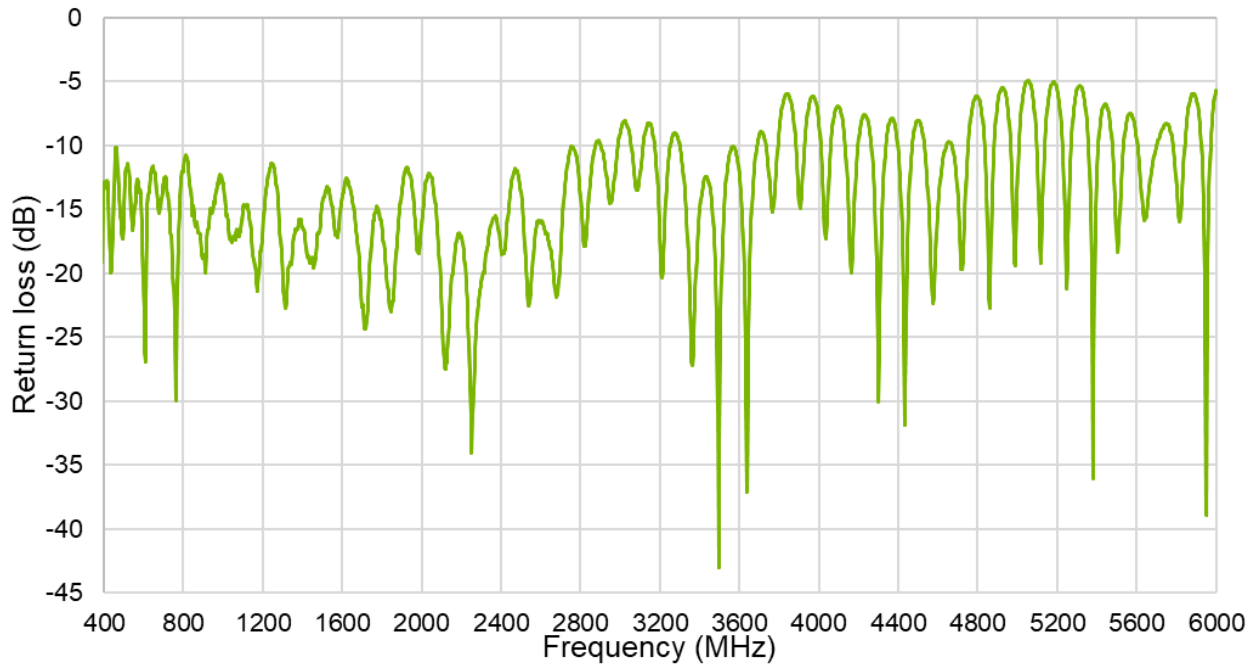
Return Loss and VSWR Measurement



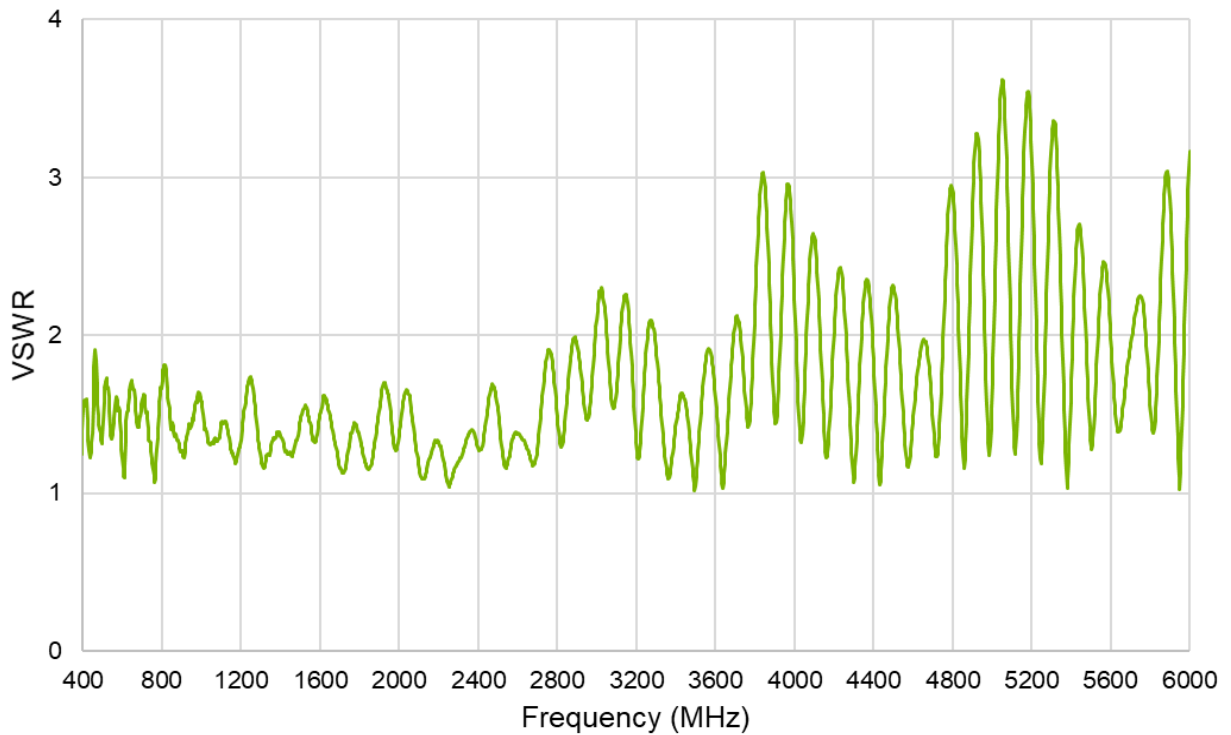
Efficiency and Gain Measurement



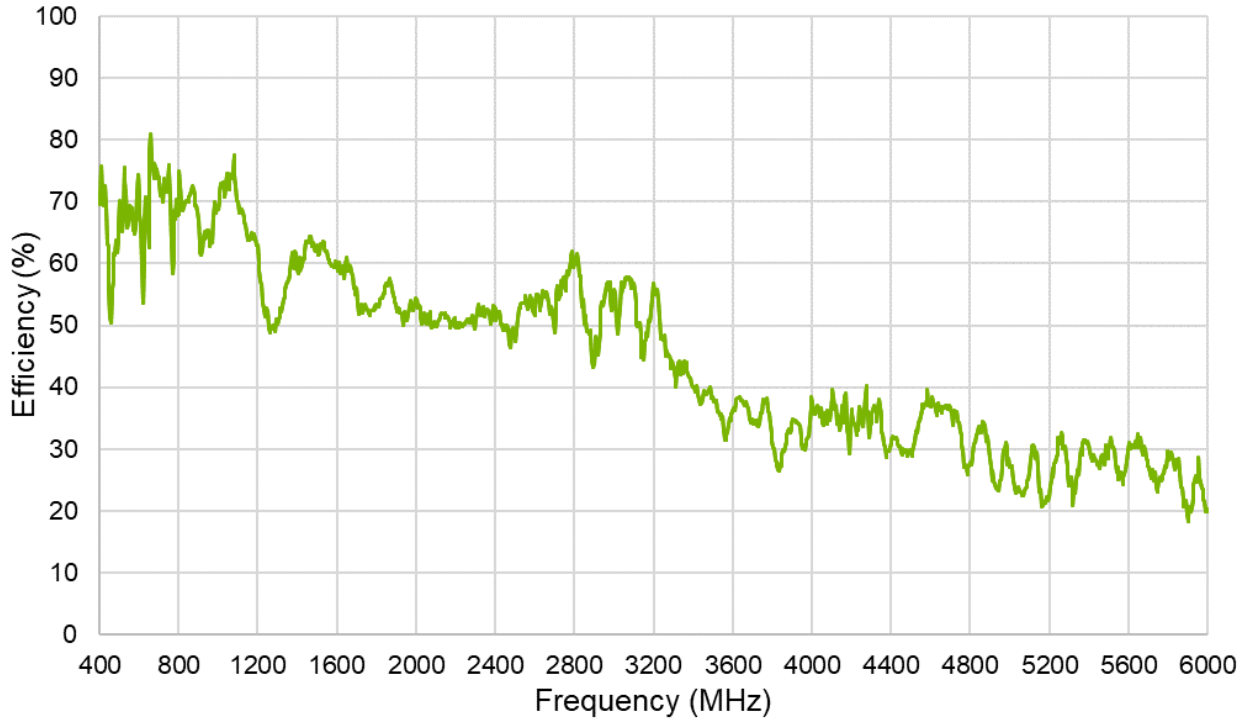
### 3.2 Return Loss



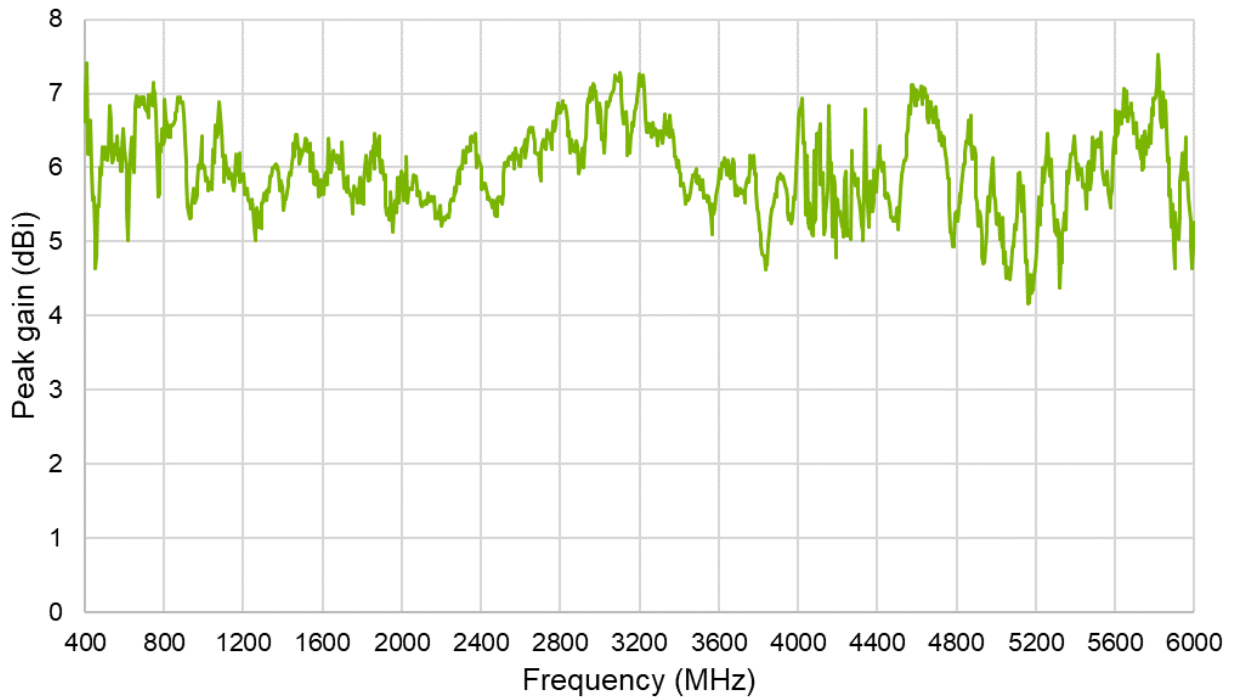
### 3.3 VSWR



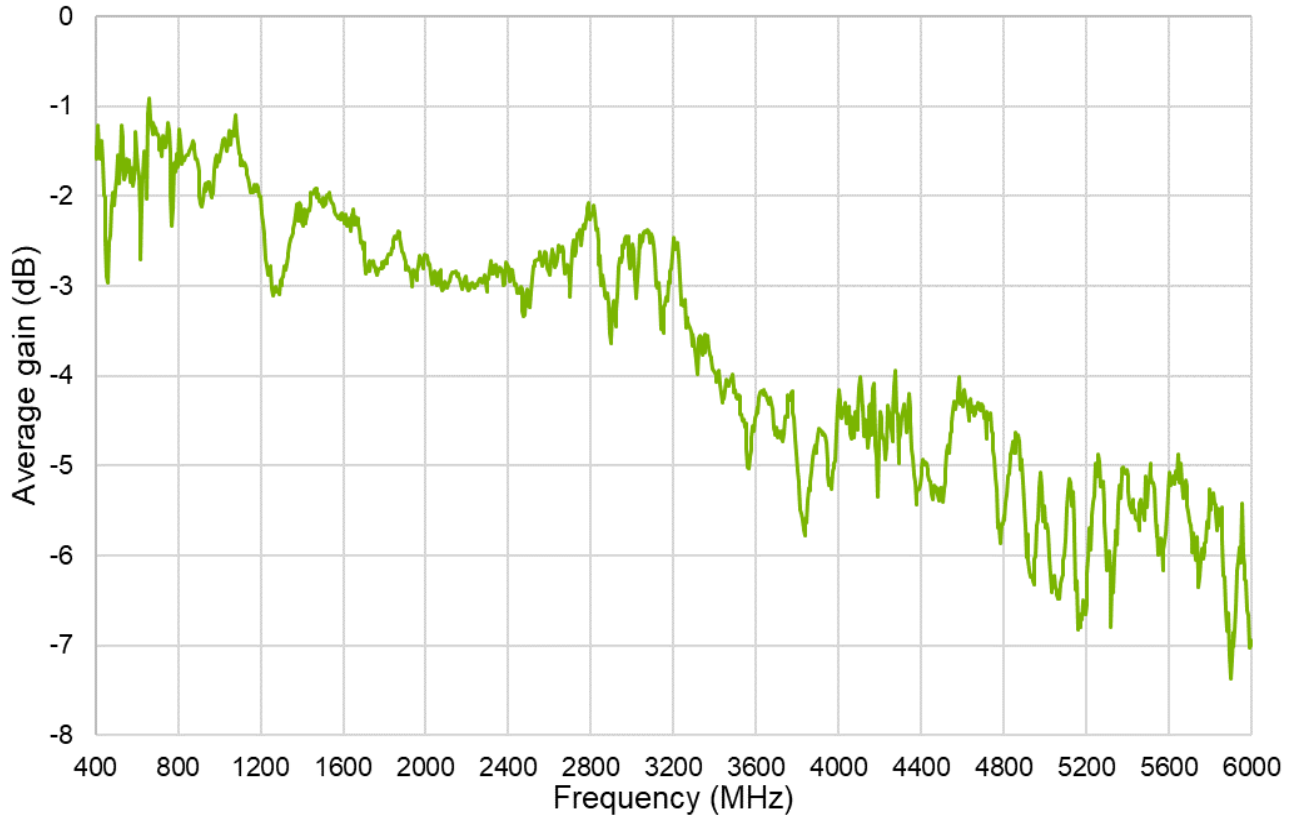
### 3.4 Efficiency



### 3.5 Peak Gain




### 3.6 Average Gain



## 4. Antenna Radiation Pattern

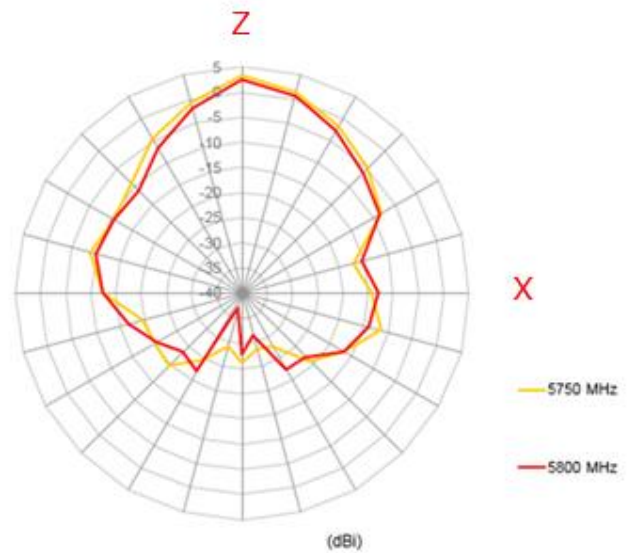
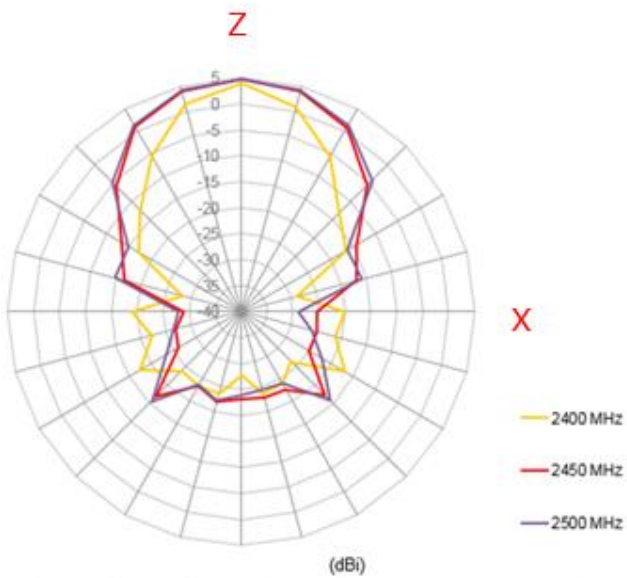
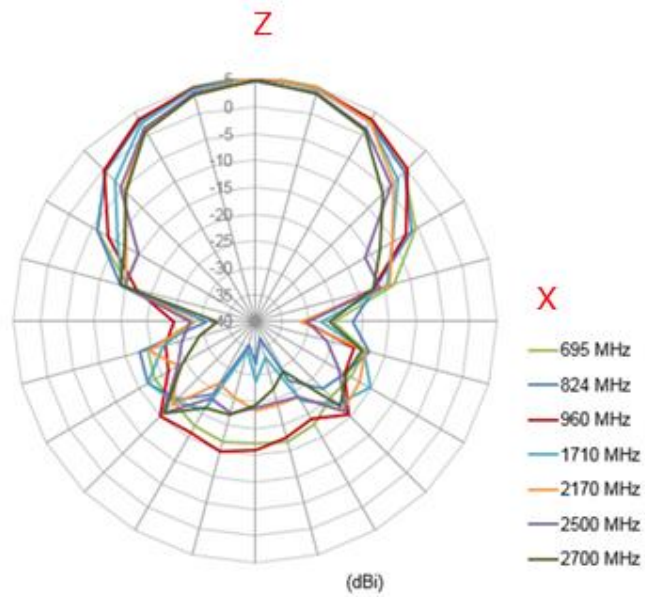
### 4.1 Measurement Setup





## 4.2 2D Radiation Pattern

XZ Plane

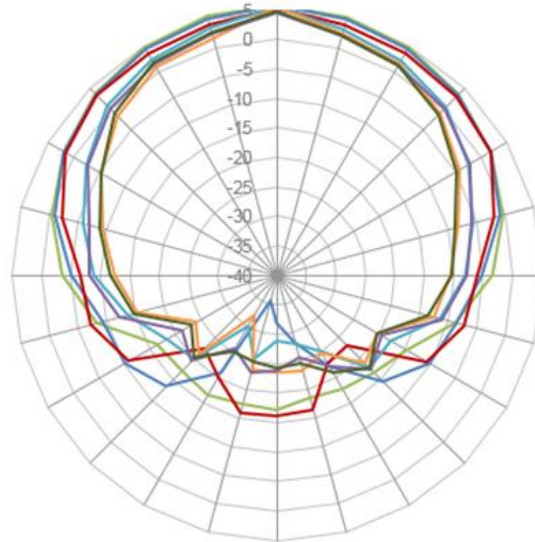


YZ Plane



# TAOGLAS®

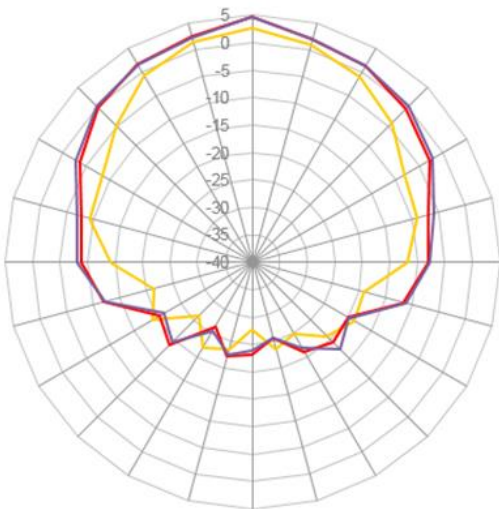
Z



- Y
- 695 MHz
  - 824 MHz
  - 960 MHz
  - 1710 MHz
  - 2170 MHz
  - 2500 MHz
  - 2700 MHz

(dBi)

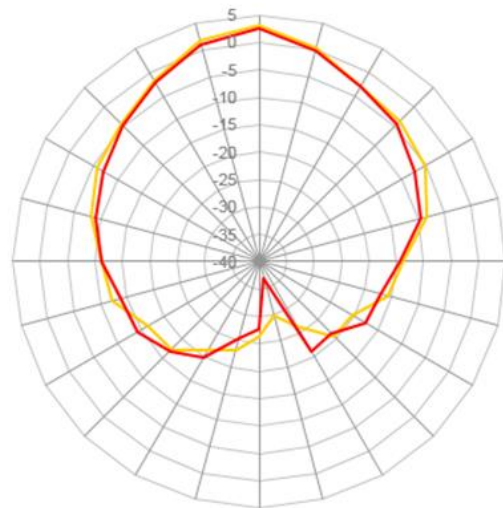
Z



- Y
- 2400 MHz
  - 2450 MHz
  - 2500 MHz

(dBi)

Z



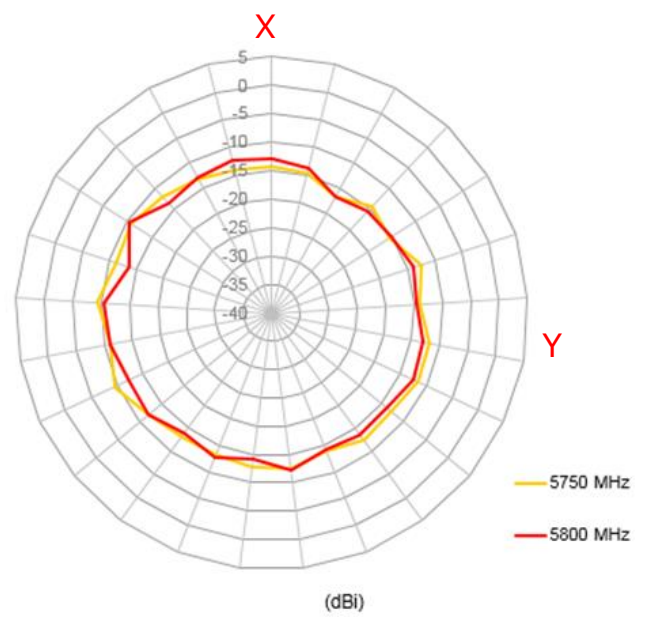
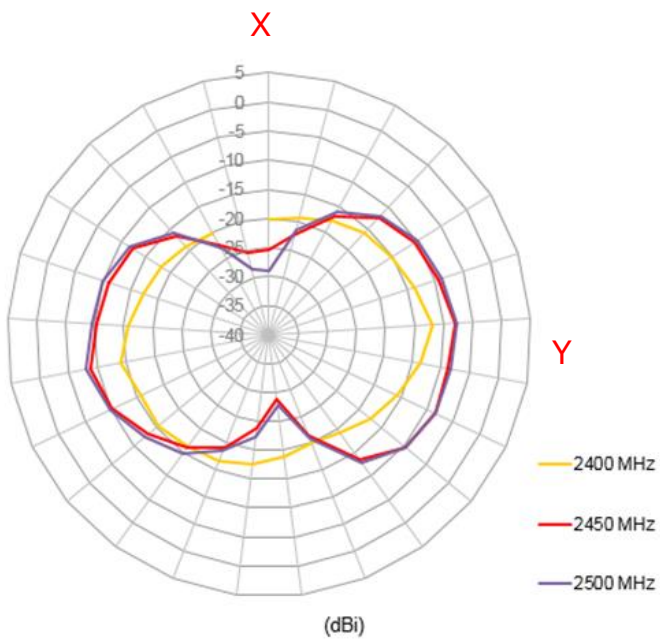
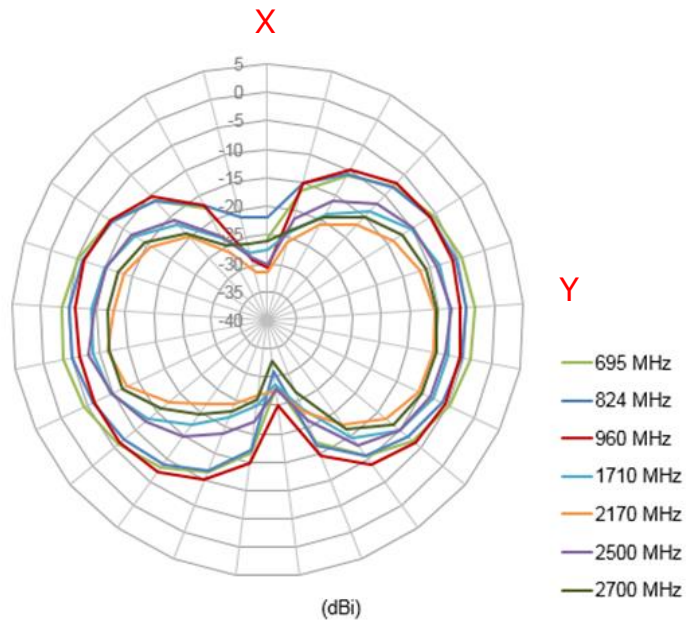
- Y
- 5750 MHz
  - 5800 MHz

(dBi)

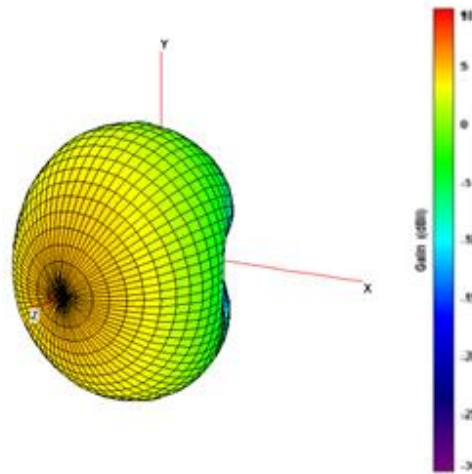


# TAOGLAS®

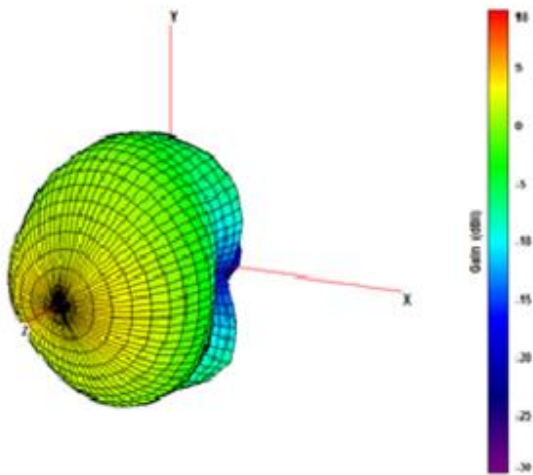
## XY Plane



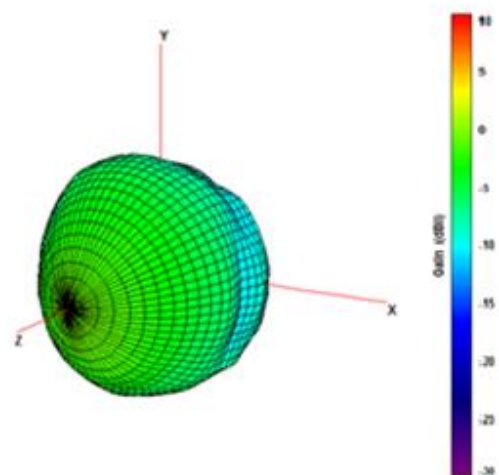
### 4.3 3D Radiation Pattern



824MHz



2500MHz



5800MHz

## **5. Mechanical Drawing (Unit: mm)**

Currently under development

## 6. Packaging

Currently under development.

Taoglas makes no warranties based on the accuracy or completeness of the contents of this document and reserves the right to make changes to specifications and product descriptions at any time without notice. Taoglas reserves all rights to this document and the information contained herein.

Reproduction, use or disclosure to third parties without express permission is strictly prohibited.

© Taoglas