




TAOGLAS®



Datasheet

BMS Transformer/CMC

Part No:
TMU16A21

Description:

Transformer with Common Mode Choke for Battery Management System
16 pin SMT

Features:


AEC-Q200
IATF 16949
Automotive grade
Dual channel

1.	Introduction	3
2.	Specifications	4
3.	Mechanical	5
4.	Electrical	6
5.	Packaging	7
	Changelog	8

Taoglas makes no warranties based on the accuracy or completeness of the contents of this document and reserves the right to make changes to specifications and product descriptions at any time without notice. Taoglas reserves all rights to this document and the information contained herein. Reproduction, use or disclosure to third parties without express permission is strictly prohibited.



1. Introduction



Featuring a compatible footprint with industry BMS Transformers, and designed to work in demanding automotive environmental conditions, the Taoglas TMU16A21 is a BMS Transformer with Common Mode Choke of 16 pins and Dual channel for Operation voltage of 1000VDC.

The Taoglas Magnetics Product Team have over fifteen years of experience in magnetics design and high-quality manufacturing. With ever expanding portfolio, we provide trusted products and services to our customers within a wide range of applications such as:

- Electric Vehicle
- Energy Storage Systems
- Data Center UPS
- Solar energy storage
- Renewable Energy

Taoglas offers a full line of BMS transformers, and common mode chokes for energy storage systems that require serial port safety isolation and EMI noise suppression. These transformers are designed for battery systems with large voltage differences that demand component-to-component isolation.

The Taoglas BMS Transformers portfolio is intended to perform in highly energy-efficiency modern vehicles such as EVs, HEVs, and PHEVs.

All Taoglas parts meet AEC-Q200 requirements for automotive applications. For more information on the range of products or for assistance with integration, contact your regional Taoglas customer support team.

2. Specifications

Electrical Performance @25°C	
OCL	150μH ~ 450μH @100KHz/0.1V (-40°C to +125°C)
Leakage Inductance	0.5μH Max @100KHz/0.1V
Turns Ratio (±2%)	1:1
D.C.R:	0.45 ohm Max @Transformer side
	0.85 ohm Max @CM choke side
Insertion Loss	-0.25dB Max @4MHz
Return Loss	-22dB Min @4MHz (Z out= 100Ω)
CMRR	-35dB Min @1-100MHz
	-28dB Min @100-200MHz
Hi-Pot	4300VDC, 1mA, 60S
Design Construction	Functional insulation; Working voltage 1000VDC;

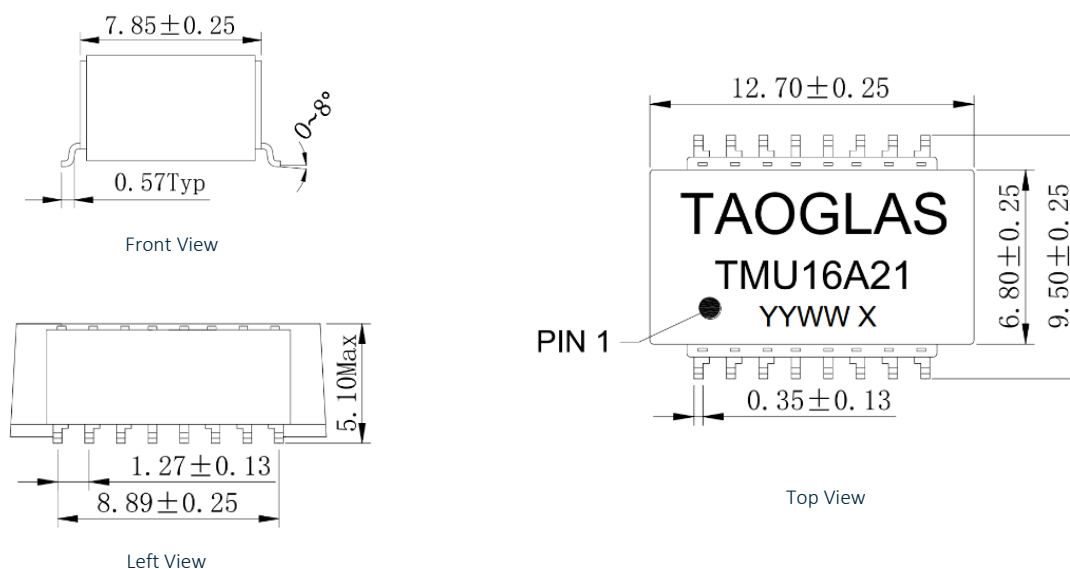
Environmental Specifications	
Operating Temperature	-40°C TO +125°C

Compliance	
	UL recognized - FILE NO. E528697
	RoHS Compliant
	J-STD-020

Storage requirements	
Humidity	MSL - 1
Storage Temperature	-50°C TO +125°C

3. Mechanical

3.1 Mechanical Drawings

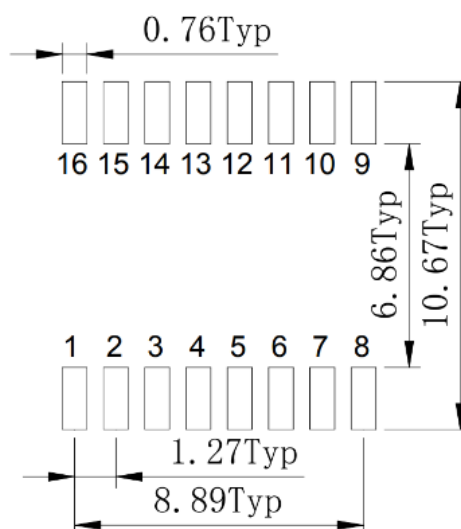


Mechanical Specifications

Length	12.70 mm
Width	9.50 mm
Height	5.10 mm
Mounting Style	Surface Mount (SMT)

Dimensions are in millimeters with the following tolerances: X.XX = ± 0.25

3.2 Pad Layout

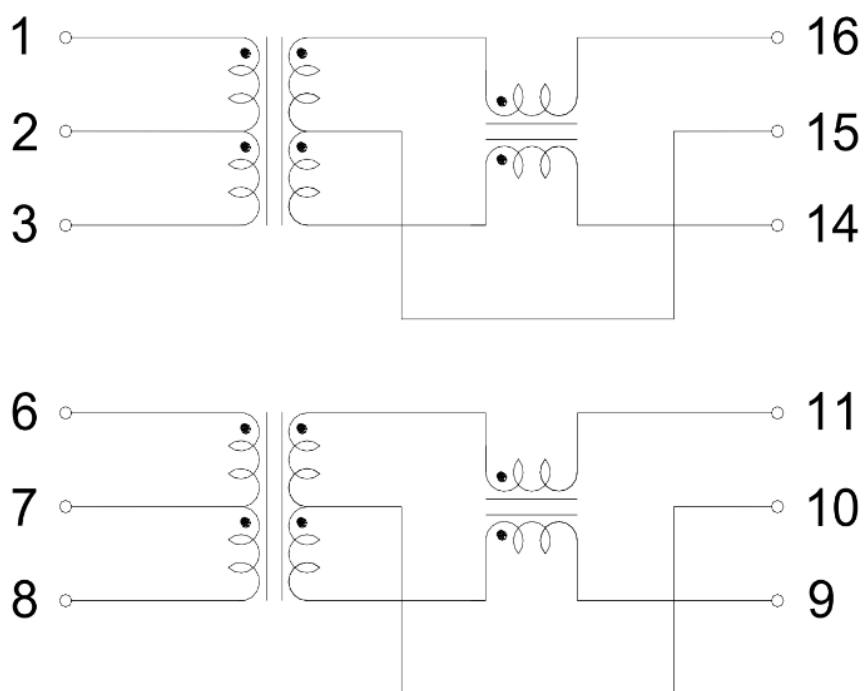


Suggested pad layout

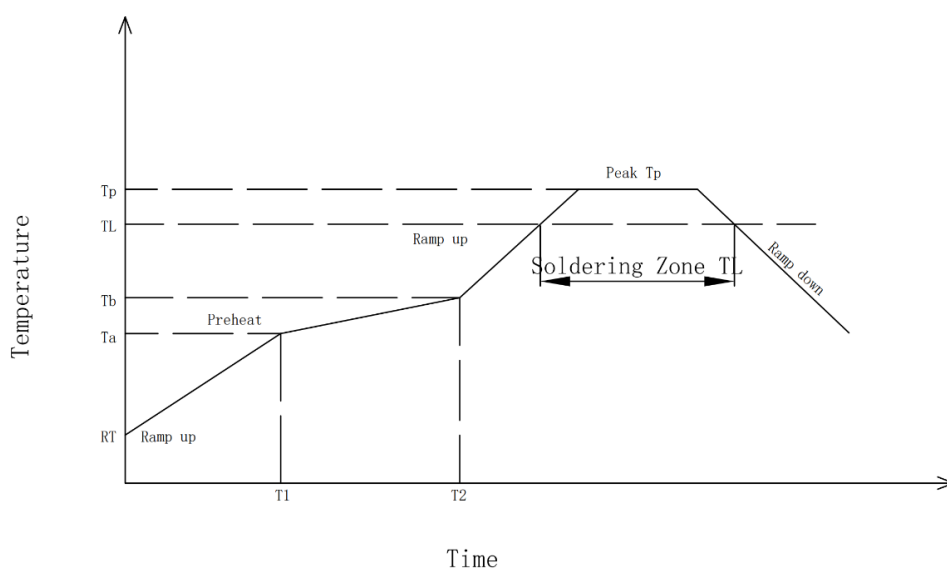
Dimensions are in millimeters with the following tolerances: X.XX = ± 0.10

4. Electrical

4.1 Electrical Drawings



4.2 Profile of Reflow Solder



Preheat :
Temperature (Ta-Tb):150-200°C
Time(T1-T2):60-180s

Holding Temperature:217°C
Time (TL):60-150s

Max Temperature (Tp):250(+0/-5°C)
Max Time (Tp):30Sec±10Sec

The average speed:3°C/S Max
The average cooling speed:6°C/S Max

From 25°C to Products out of the
furnace:6 minutes Max

5.1 SPQ

Weight (gr): 900



Carton Weight: 9.4 kg

5.2 Label

SPQ Label (8x5cm)

Carton Label (8x5cm)

Changelog

Changelog for the datasheet

SPE-23-8-034 – TMU16A21

Revision: C

Date: 2024-07-24

Notes: Updated spec

Author: Javier Vasena

Previous Revisions

Revision: A (Original First Release)

Date: 2023-02-21

Notes:

Author: Javier Vasena

Revision: B

Date: 2023-03-30

Notes: Update in PN for Q1 2023 availability.

Author: Javier Vasena



www.taoglas.com

